

Can SMART pumps help deliver Sustainable Development Goal 6?

A. Swan ^{a*}, N. Cooper ^b W. Gamble ^c and M. Pritchard ^d

^{a, c & d} Leeds Sustainability Institute, Leeds Beckett University, The Northern Terrace, Leeds LS1 3HE, UK

^b Lincoln Law School, College of Social Science University of Lincoln, Lincoln LN6 7TS

* Corresponding author: E-mail address: A.D.Swan@leedsbeckett.ac.uk

Abstract (150 words)

It is estimated that broken water pumps impact 62 million people in Sub-Saharan Africa. Over the last 20 years, broken hand pumps have represented between \$1.2 and \$1.5 billion of lost investment in this region, with 30-40% of rural water systems failing prematurely. Whilst the contributory factors are complex and multifaceted; the authors consider that improved post-construction monitoring strategies for remote water projects, which rely on SMART pumps to remotely monitor operational performance in place of physical site visits, may potentially address some of these problems and help reduce the heavy time and resource demands on stakeholders associated with traditional monitoring strategies. As such, SMART pumps could play a significant role in improving project monitoring and might subsequently help deliver universal access to safe and affordable drinking water by 2030, which constitutes one of the key targets of UN Sustainable Development Goal 6, and is embedded in some national constitutions.

Keywords chosen from ICE Publishing list

Defects, Microelectronics, Sustainable technology

1 Background / Context

1.1 Access to safe water

Many communities across the globe lack sustainable access to safe drinking water. It has been reported that 768 million people in developing regions do not have access to safe water (WHO-UNICEF, 2013). Sadly, this results in a significant amount of preventable disease and death. For example, diarrhoeal disease, which is often linked to exposure to unsafe water, is the second leading cause of death in children under five years old (WHO, 2013a), causing approximately two million deaths per year (WHO, 2013b).

1.2 Sustainable Development Goal 6

The Sustainable Development Goals (SDGs) are a set of goals, targets and indicators that UN member states adopted in 2015 to steer international policies up to 2030. The SDGs cover a range of development issues, including ending poverty and hunger, improving health and education (UN, 2015). Sustainable Development Goal 6 (SDG6) – which specifically addresses access to clean water and sanitation – aims to ensure universal access to safe and affordable drinking water by 2030. It also seeks to ‘expand international cooperation and capacity-building support to developing countries in water and sanitation-related activities and programmes’ and to ‘support and strengthen the participation of local communities in improving water and sanitation management’ (UN, 2015).

1.3 Millennium Development Goal 7

The SDGs seek to build upon the Millennium Development Goals (MDGs), which were a previous set of developmental targets adopted by the UN in 2000. The MDGs included target 7.C to “halve, by 2015, the proportion of people without sustainable access to safe drinking water” (UN, 2008). It has been widely reported that target 7.C, has been achieved (Loyn, 2012). It is claimed that 89% of the world’s population now have access to ‘improved water’ supplies; compared to a reported 76% in 1990 (WHO, 2012). An ‘improved water’ source is generally defined as one that is constructed such that it protects the supplied water from contamination, especially faecal matter.

Despite recent progress, including the achievement of MDG target 7.C, many sub-Saharan Africans still do not have access to improved water sources. It has been reported (WHO-UNICEF, 2013) that only 63% of the population in this region has access to improved water supplies.

1.4 Broken water infrastructure

Many rural populations served by an improved water source, such as a borehole, may still experience operational challenges. It is evident that all types of water pumps will deteriorate and

exhibit worsening performance with age (Jiménez and Pérez-Foguet, 2011). But when such infrastructure malfunctions, local communities will often resort to using less protected water-sources, increasing their exposure to a wide range of water-related diseases.



Fig. 1 Broken water infrastructure in Sub-Saharan Africa

The problem of broken water pumps (See Figure 1) in rural Africa is well documented, with studies reporting that between 20% and 65% of hand pumps installed in various African countries are broken or out of use (RWSN, 2010). It is estimated that approximately 61.8 million people, across this region, are served by broken water pumps. This is derived from a reported total of 823,856 hand pumps in sub-Saharan Africa (RWSN, 2015) and the following assumptions: i.) that each pump serves an approximate user community of 250 people; and ii.) that 30% of these pumps are broken. Figure 2 compares the population of sub-Saharan Africa affected by broken pumps with their access levels for other key infrastructure.

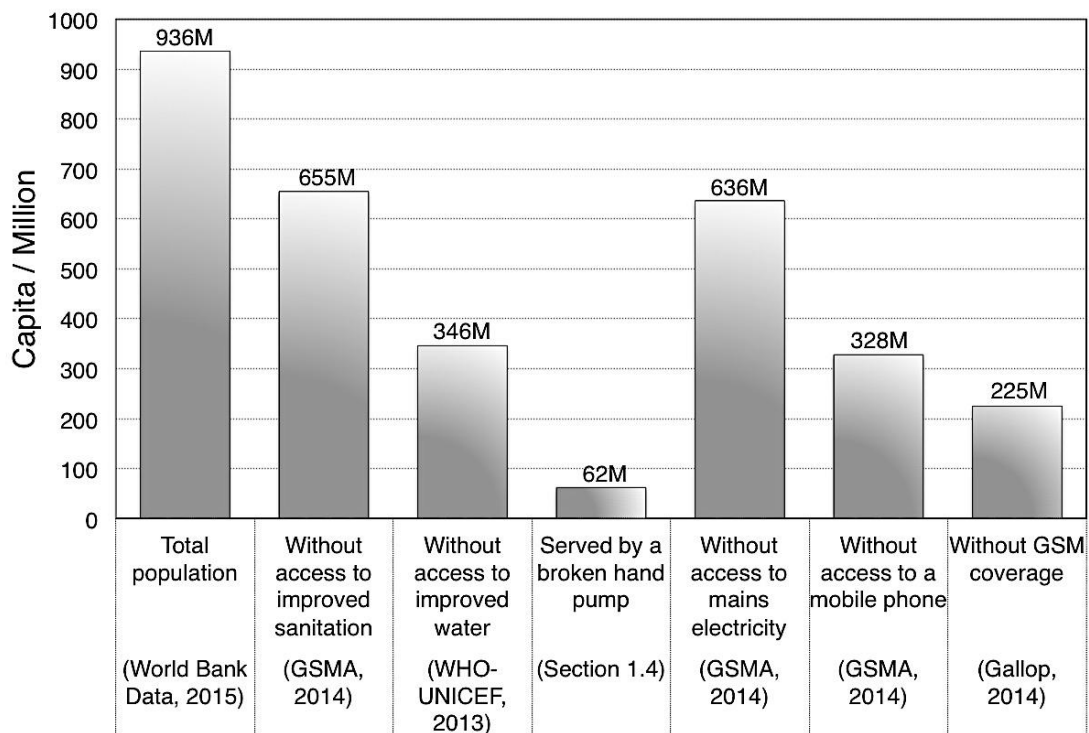


Fig. 2: Sub-Saharan Africa – population and access to key infrastructure

The problem of broken pumps threatens to undermine some of the gains made as a result of the MDG targets (e.g. MDG 7.C). This could represent a regression in people’s access to water, contrary to various international agreements towards progressive realization of the human right to water (as discussed below in 4.1) Furthermore, broken pumps represent a capital loss of infrastructural investment. It is reported that over the last 20 years, broken hand pumps in this region have represented between \$1.2 and \$1.5 billion of lost investment, with 30-40% of rural water systems failing prematurely (USAid, 2016). The contributory factors associated with the reliability of such pumps are considered to be varied, complex and, in many cases, interconnected. Figure 3 attempts to graphically represent these issues, and their interactions.

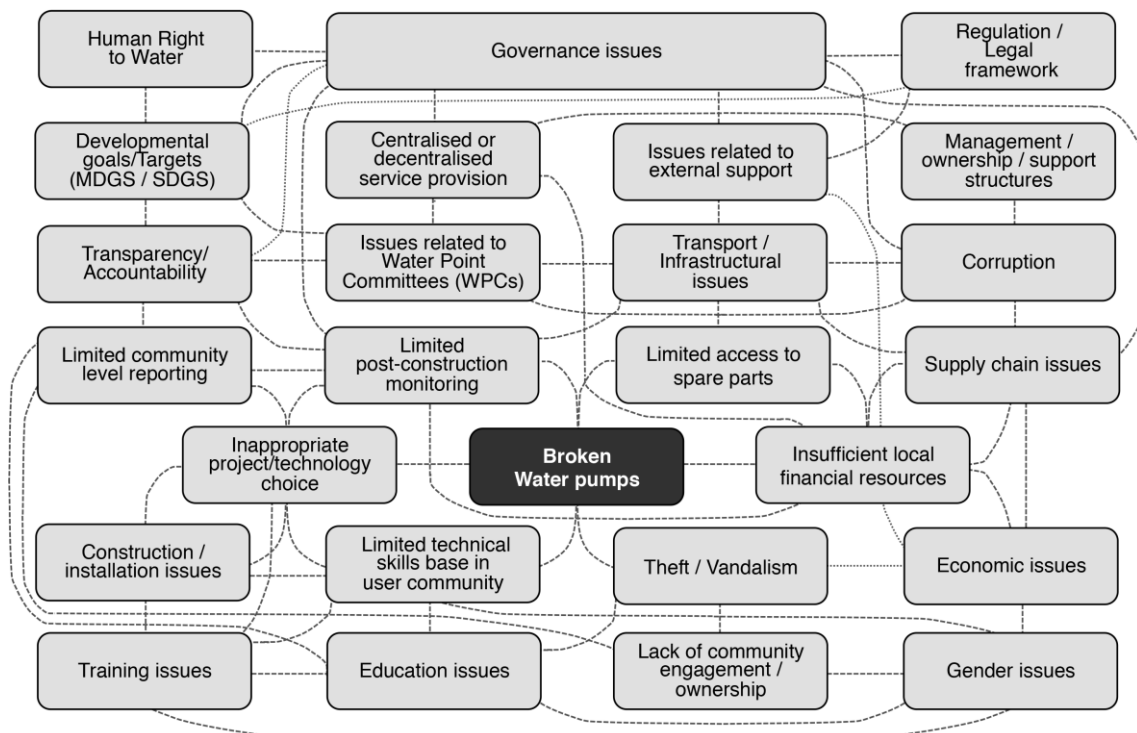


Fig. 3 Interconnected contributory factors associated with broken water pumps

Cooper *et al.* (2014) have previously reviewed the contributory factors that impact pump reliability and maintenance; it is considered that key issues include: insufficient local financial resources to fund necessary repairs; limited access to spare parts; limited technical capacity within the user community; inappropriate project implementation and/or technology choice; limited post-construction monitoring and support from external agencies. For example, it is widely advocated across much of the developmental sector that local communities should both manage and financially service their own water points, with some degree of external support. For instance, the WaterAid NGO promotes water ‘technologies that can be operated, managed and financed by communities, with assistance from local government and service providers’ (WaterAid, 2015). But the success of any maintenance system/strategy can only really be observed, and assessed, by conducting on-going project monitoring. Without such post construction monitoring of water

points, or continued dialogue with local communities – external support agencies are unlikely to detect problems requiring attention, or even to maintain accurate historical records of the levels of operational performance achieved.

1.5 Limited project monitoring

Previous studies, from across the Global South, have reported low levels of post-construction monitoring for rural water projects. For example, USAid (2016) recently reported that less than 5% of WASH (Water, Sanitation and Hygiene) projects are visited after installation, and as such broken infrastructure frequently goes undetected or is not addressed by relevant stakeholders. In relation to water provision, an extensive study of 400 remote water points within Peru, Bolivia and Ghana (Whittington *et al.*, 2008) indicated that over a 3-year period more than 50 % of the surveyed water point communities received no visit, assistance or training from external support agencies. A more recent study conducted at 679 water points across Malawi (Chowns, 2015), reported very low levels of post-construction monitoring: 71% received none from the installer, and 57% received none from any source. This study also highlighted that most communities with a broken-down water point had not reported it to anyone outside the village, despite this supposedly being a responsibility of the local government (Chowns, 2015).

In this context, it is considered that improving post-construction monitoring of remote water projects by the use of SMART pumps, or other forms of telemetry, which can remotely monitor operational performance in place of physical site visits — could potentially help address some of these challenges and reduce some of the heavy time and resource demands on stakeholders that are characteristic of more traditional monitoring strategies.

2 Telemetry and other relevant innovations

2.1 Overview

Telemetry devices that remotely measure operational performance data are widely used for many applications across the globe. Some telemetry systems use SMS messages to send operational data from remote locations, providing comparatively low costs and wide coverage offered by mobile phone networks. This is timely, given the rapid growth in mobile phone network coverage that has occurred in recent years, coupled with the emergence of cheap telemetry monitoring systems. For example, a recent survey (Gallop, 2014) conducted in 23 sub-Saharan African countries indicated that two-thirds (65%) of households had at least one mobile phone in 2013. This represents an increase of 27% since 2008 within these countries.

2.2 Review of emerging telemetry technologies

There is growing interest in the use of mobile phone based tools and telemetry technologies for monitoring water projects in Sub-Saharan Africa. This is demonstrated by the emergence of field trials of a number of new technologies, most notably the Smart handpump project; SWEETSense and MoMo. Many of these systems are designed to remotely monitor the operational status of hand-pumps, with problems reported back to local maintenance teams (See Figure 4). These

technologies are based on a diverse range of remote measurement, including the use of accelerometers, pressure transducers or flow sensors.

2.2.1 SweetSense Project

The SweetSense programme by Portland State University, has produced technologies for the developing world context that are focused on the collection and dissemination of a range of field-data over mobile phone networks. These sensor technologies have been used to monitor the operational status and/or performance of key rural infrastructure such as bridges, sanitation and water projects (GSMA, 2014).

A seven-month field trial of 181 monitored water pumps across Rwanda began in November 2014. It is reported that this approach used 'Cellpump' monitors, with differential pressure transducers to measure flow rates. This study explored the merits of different pump management strategies, one of which utilised 'Cellpump' monitors to observe the pumps operational status, and report back to maintenance teams, via a SMART phone app, if and when repairs were needed (GSMA, 2014). It is reported (GSMA, 2014) that during the study period, the monitored group of pumps had a median time to successful repair of approximately 21 days, with a mean per-pump functionality of about 91%. In comparison, a benchmark group of pumps, with a conventional maintenance strategy (i.e. that didn't utilise operational data from the pump monitors) had a successful repair interval of approximately 152 days with a functionality mean of nearly 68% (Nagel, *et al.*, 2015). It is evident from this study, that the prototype system may offer some potential to improve the operational performance of water pumps.

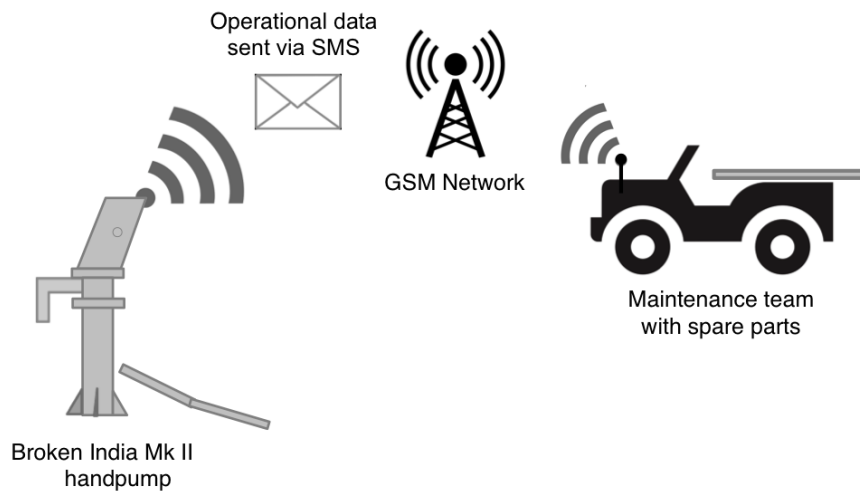


Fig. 4 Remote monitoring of operational status of hand-pumps, with problems reported back to maintenance teams

2.2.2. SMART hand pump project

The University of Oxford has field-trialled smart hand pumps, which utilise a mobile data transmitter and an accelerometer linked to the pump handle. The approach was initially demonstrated as a proof-of-concept prototype in Zambia, (Thomson *et al.*, 2012). This platform

consisted of an IC-based accelerometer, microprocessor and GSM modem, attached to India Mk 2 hand pumps. The technology was subsequently trialled on 66 hand pumps in Kenya for 12 months between 2013 and 2014. The prototype system compiled hourly pump usage data, which was dispatched on a six hourly basis. This field-data was relayed via SMS to an operational database in Nairobi; and in turn graphically presented on a map layer, which indicates those pumps that are in frequent use. Pumps that do not appear to be regularly used were assumed to be malfunctioning, and a technician dispatched to them in order to identify and rectify the problem (GSMA, 2014). It was reported that the use of the WDT system helped improved the average pump downtime (i.e. time until a successful repair was implemented) from 27 days to 2.6 days (Nagel, *et al.*, 2015). The preliminary WDT trial (Thomson, *et al.*, 2012) also indicated that it might be possible to proactively identify some pump-failure mechanisms from the field data received.

2.2.3. WellDone project

WellDone are seeking to develop an open-source monitoring platform called MoMo (Mobile Monitor) that will allow key stakeholders, such as governments and NGOs, to compile sensor data from rural infrastructure in remote developing world contexts (GSMA, 2014). The approach involves the use of GSM enabled units that can be attached to hand pumps, pipes, and power systems. As with the SMART system, field-data is sent back via SMS messages to a central database. This database can be monitored for daily service/usage levels for both water and energy infrastructure. A series of field-trials are underway across Africa.

2.2.4. Dispatch Monitor

The charity:water NGO and partner organisations have developed the Dispatch Monitor system that comprises a remote sensor unit and software system that processes data from the field and graphically represents this information upon a user interface. Field trials of this system are underway in Ethiopia (charity:water, 2015).

2.2.5. Leeds Beckett University and Environmental Monitoring Solutions

Investigations are underway to develop low-cost appropriate telemetry tools for improving the post-construction monitoring of remote water points in developing regions. This is the focus of an on-going PhD study at Leeds Beckett University (LBU) as well as the collaborative MANTIS (Monitoring & ANalytics To Improve Service) project between the University and Environmental Monitoring Solutions (EMS). In addition to the low target cost, these studies aim to develop units that are easily deployable, robust and durable. The MANTIS units relay information via an SMS server to an online platform, which can be used to identify repair requirements and schedule timely interventions. The system is intended to identify issues associated with water scarcity, resource demand and long-term operational reliability. The MANTIS system is currently being field-trialled in Sierra Leone (See Figure 5); these investigations will be reported within ensuing publications.

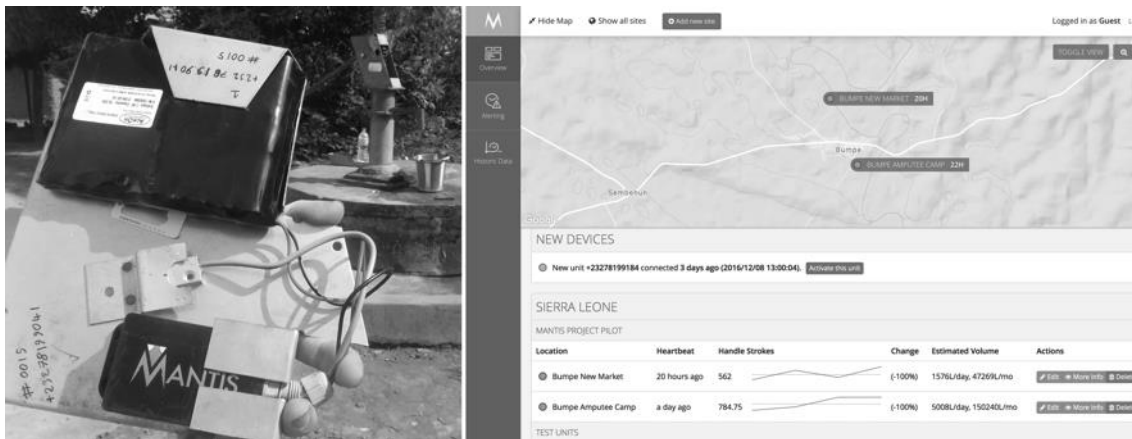


Fig. 5 Field trials of MANTIS system in Sierra Leone

In summary, despite the relatively recent emergence of such monitoring technologies; the early field trials (described in Section 2.2), appear to highlight the potential merits of smart pumps to improve operational performance/pump reliability, especially when they are used as a component of a wider maintenance strategy. For example, the operational reliability of hand pumps, and as a result ‘access to water’, appears to have improved through the application of both the SWEETSense and SMART hand pumps prototype systems in field trials conducted in Rwanda and Kenya respectively. In both studies, the use of Smart pumps to rapidly identify failures to maintenance teams lead to significant reductions in pump down time (or the time taken for a repair to be implemented), in comparison to a ‘business as normal’ benchmark scenario. The SWEETSense trials demonstrated that mean pump down times dropped to 13.8% of the benchmark level (i.e. reduced from 152 days to 21 days); whilst the SMART pumps trial reported mean pump downtime as being 9.6% of the benchmark level (i.e. from 27 days to 2.6 days). In terms of operational functionality, the introduction of SMART monitoring increased the percentage of operational pumps from 68% to 91% in the SWEETSense study and from 70% to 98% in the SMART pumps study.

There are some notable local differences between the two sets of results. For example, the reported downtimes (i.e. both before and during the field trials) were significantly longer in the Rwandan study than the Kenyan study. This illustrates that in reality there are likely to be many local factors that will affect the maintenance regimes/systems that are applied in different areas (e.g. the available resources, the expertise/skill base of the repairer, the level of external support provided/etc.). As highlighted in Figure 3, there appear to be a vast array of interconnected factors that may contribute to the problem of broken pumps. However, despite local differences between these two field study sites, it is interesting to note that the level of operational improvement associated with the introduction of smart monitoring technologies appears remarkably similar in both cases. That is with mean pump down times at 13.8% and 9.6% of their benchmark levels in

the Rwandan and Kenyan studies respectively. Whilst 33.8%, and 40%, improvements in operational functionality were reported in these respective studies.

3 Challenges, Obstacles and Opportunities

It is evident that several key challenges and logistical obstacles still need to be addressed before monitoring devices are widely applied in this context. The cost, reliability, functionality, security and user acceptability of these technologies have previously been identified as important barriers to uptake (Cooper *et al.*, 2014). Similarly, two further technical challenges have been identified through the field trials (described in Section 2); these relate to the provision of reliable power supplies (Section 3.1) and mobile network coverage (Section 3.2).

3.1 Access to electricity

Access to electricity is a significant issue in many developing regions. This is particularly the case in sub-Saharan Africa where 74% of the population do not have access to a mains electricity supply (El Bassam *et al.*, 2013). As such, it is evident that alternative energy sources must be considered for powering remote monitoring applications for the vast majority of rural communities in sub-Saharan Africa. Batteries are a commonly used power source; but when these become depleted the cost of replacement becomes problematic and in many cases replacement may not be economically viable. For example, the SWEETSense study (Section 2.2.1) highlighted the importance of battery life – the prototype units used were designed to operate for between 6 and 12 months without maintenance. However, battery consumption was observed to be considerably higher than anticipated, and reduced the ‘maintenance free’ operational life span of the units (Nagel, *et al.*, 2015).

3.2 Mobile Network coverage

The telemetry systems discussed in this report typically rely on GSM networks as their main means of communication. In many rural areas, mobile phone networks have represented the first telecommunications infrastructure to be introduced (Acker & Mbiti, 2010). GSM mobile telephone coverage varies across many developing regions. For example, coverage by area is claimed to be between 1 and 100% depending on region, with a median of 34.5% (GSMA, 2013a). By population, coverage is between 4 and 100%, with a median of 78% (GSMA, 2013b). There is a trend of coverage increasing over time (GSMA, 2013). However, it is worth noting that the SMART Pumps trial in Kenya highlighted that the local GSM service was unreliable, to the extent that 40% of SMS messages were lost (Behar *et al.*, 2013). The same study also reported that the success rate of the different transmitters varied significantly, and speculated that this may be due to reliability issues associated with the local diesel powered GSM masts, which appeared to be prone to malfunction or fuel shortages (Behar *et al.*, 2013). Where mobile network coverage does not exist, alternative ‘low cost’ systems for creating local networks are emerging; these include WiFi-based Long Distance (WiLD) networks. (Subramanian *et al.*, 2006), and recent proposals to improve Internet coverage include the use of drones and high altitude balloons (Wakefield, 2014).

The authors suggest that these technical challenges should not be considered as being insurmountable; nor should these barriers necessarily exclude the technologies from being considered as appropriate for this African context. After all, it is worth reflecting that similar technologies are being increasingly used across the globe in a diverse range of contexts and applications (e.g. from remotely monitoring stock levels within vending machines to flow levels within sewers). Furthermore mobile phones, from which many of these remote-monitoring devices have been derived, have proven to be incredibly successful within the sub-Saharan context. As previously highlighted, over two-thirds (65%) of households in this region now have access to at least one mobile phone. It is hoped that the production costs of these devices will continue to fall, and their operational performance (e.g. in terms of battery life, and reliability) gradually improve. Whilst the appropriateness, and user acceptance, of these tools may only truly be determined through extended field trials, it is considered that recent experiences from other geographical regions, and related technologies indicate that these obstacles may be gradually conquered over time.

3.3 Human (management) systems

The issues associated with underperforming WASH initiatives and investments are complex and multifaceted. A number of previous studies (Baumann, 2006; Chowns, 2015; Harvey and Reed, 2007; Hope, 2015) have highlighted that the management issues associated with water projects in Africa are diverse and wide ranging. It is beyond the scope of this paper, and the expertise of its authors, to comment in detail on the optimal management structures for water services. Rather, our focus is on the role of these technologies, within the context of legal obligations. The purpose of this section is firstly to acknowledge that significant improvements to water services will not be achieved by technological solutions alone, and secondly to suggest some of the ways that human management could be positively affected by SMART monitoring technologies.

As already highlighted (Section 2), recent advances in low cost telemetry could facilitate more targeted, and as a result, more appropriate capture and dissemination of information, with the potential to contribute to sustainable and reliable water service provision. This has considerable potential to assist in the management of water services, and to empower key stakeholders, by swiftly providing immediate and relevant performance information. Crucial to unleashing the full potential of such empowering information are two questions: who receives the information?; and what will they do with it?

Sending information on water performance to those directly involved in, and responsible for, pump maintenance could certainly be beneficial. As highlighted by the preliminary field trials (Section 2), remotely monitoring pump performance can lead to quicker intervention and repairs than relying on periodic physical inspection and/or potentially delayed or unreliable reports from pump users. This may result in a cheaper, more efficient maintenance program and a more reliable water service. But this application of SMART pumps would also create a closed loop of information, which could miss the transformative potential latent in this technology, if

disseminated to a wider, but targeted group of stakeholders and interested parties.

This discussion of the empowering potential of SMART pumps should contribute to any consideration of the institutional arrangements within which stakeholders might be represented, be that within private sector service provision, in partnership with NGOs, 'commons' or public utility models of ownership and provision. The aforementioned field-trials should help to further inform this on-going discussion. For this reason it is crucial that the human management of SMART pumps (i.e. how people can best interact with and apply this technology) must be observed and 'tested', as well as testing the technology itself.

It is not necessary at this stage to be prescriptive about the particular form(s) that water-related performance information should be presented *in* (there already exists a host of creative infographics possibilities) or *on* (whether accessed on mobile phones, smart phones, tablets, computers etc.). Neither is it wise to restrict imagination about the number of people or groups who could use this information positively, to help pursue the goal of universal access to water. But it is suggested that in addition to those stakeholders directly responsible for pump maintenance, there is scope for pump performance information to be used by water users themselves, by local community organisations and wider civil society, by NGOs, by local and national media and even by politicians in ways that focus attention and resources towards greater fulfillment of access to sufficient water. Moves towards greater community management of water resources would be assisted by accurate, accessible information.

For example, in terms of a 'systems-minded approach' it is widely advocated across much of the developmental sector that local communities should both manage and financially service their own water points, with some degree of external support. For instance, WaterAid (a well known NGO) promotes water 'technologies that can be operated, managed and financed by communities, with assistance from local government and service providers'. However, without adequate on-going post construction monitoring of water points, or continued dialogue with local communities – it is unclear how external support agencies might detect those problems requiring attention, or even maintain accurate historical records of operational performance. Without, accurate historical records it is not easy to assess which maintenance systems/strategies or technologies are effective at addressing these problems.

4 Reflections on the specific undertaking of SDG 6

Providing the aforementioned challenges can be surmounted, SMART pumps look well placed to form part of the response to Sustainable Development Goal 6 (e.g. to ensure the availability and sustainable management of water and sanitation for all), which looks set to play a significant guiding role in setting, measuring and facilitating the achievement of international WASH objectives over the next 15 years. Though broader in their scope, the SDGs continue the model chosen for the Millennium Development Goals ("MDGs"), avoiding direct legal obligations in favour of a 'report card' approach to help monitor and improve the performance of the international community regarding the targets set. In this non-binding regulatory context monitoring tools could offer improved accountability for both Governments, and other key stakeholders. For example,

the levels of water provision/coverage reported by these stakeholders could be verified against historical field-data collected from SMART pumps. Similarly, the problems of malfunctioning/broken pumps would be clearly demonstrated by the application of remote monitoring.

4.1 Access to water as a human right

The 193 States that agreed the SDGs, have committed themselves to 'work tirelessly for the full implementation of the Agenda by 2030' (UN, 2015). The obligations undertaken as a result of this commitment are not legally binding. But many of the obligations reflect or overlap with pre-existing obligations with binding legal status. SDG 6 is one such example, reflecting States' obligations toward recognising a human right to clean water and sanitation, as declared by the UN General Assembly (UN 10967, 2010).

The status of the above General Assembly resolution is itself non-binding, while doubtless reflecting considerable global consensus. However, the International Covenant on Economic, Social and Cultural Rights has been authoritatively interpreted as including a human right to water (UNCESCR, 2003). To this end, State obligations include the need to take steps to the maximum of their available resources, 'with a view to achieving progressively the full realization of the right[s]' (ICESCR, 1966). This carries a 'strong presumption that retrogressive measures taken in relation to the right to water are prohibited' under the UNCESCR (2003).

4.2 Human rights and SDGs

The universal aim of SDG 6 makes it particularly compatible with a human rights approach to access to water. Alongside their shared universality, it would appear that 'soft' (non-binding) development approaches like the SDGs have a significant role to play in achieving the human right to water. Together, the human rights approach, and that of development goals seems to offer a more realistic, and multi-layered of the right to water in action, than does relying on a human rights approach alone. Such a multi-layered conception of the right to water is able to acknowledge the crucial, central role of States in embodying the right through legislative, and other means, including embracing non-legislative measures such as improved monitoring strategies to pursue development goals. It is here that the potential of SMART pumps to help achieve SDG 6, can be seen most clearly.

5. Conclusions

This paper has outlined that fewer than 5% of WASH projects are currently visited after their construction, and as such broken infrastructure frequently goes undetected or is not addressed by relevant stakeholders. As a consequence it is estimated that broken water pumps impact the lives of 62 million people in Sub-Saharan Africa. In financial terms, this has represented between \$1.2 and \$1.5 billion of lost investment over the last 20 years. These operational problems obviously hamper efforts to ensure universal access to safe and affordable drinking water, as embodied by Sustainable Development Goal 6. These reliability problems have been attributed

to a wide range of factors including limited post-construction monitoring and support from external agencies. The use of SMART pumps, or other forms of telemetry, could potentially improve both monitoring and maintenance strategies, and ultimately increase the longevity of water projects. As such, these technologies could play a significant role in ensuring universal access to safe and affordable drinking water by 2030, which constitutes one of the key targets associated with Sustainable Development Goal 6. However, it is considered that a number of key challenges and logistical obstacles still need to be addressed before such remote monitoring technologies are commonplace in the WASH context. Some of these challenges relate to technical issues (e.g. battery life and network coverage issues); others are financial; whilst others are societal (e.g. community acceptance of these technologies). Finally, the role of such technologies should be considered within the broader context of the SDGs and the human right to water. Access to sufficient water continues to be emphasised as a human right necessary for dignified existence, as well as a specific international development goal. But by simultaneously acknowledging the practical and legal hurdles that face a human right to water, while pursuing the fulfilment of SDG 6, a complementary approach to water governance can be found. Despite their global scope '[H]uman rights and the human rights movement depend on governments and on the state system' (Henkin, 1999) for their respect, protection and fulfilment. In this landscape, the application of SMART pumps, or similar technologies, could significantly improve the monitoring of these states for minimum standards and service violations in the field, helping to ensure against regressions in the realisation of the human right to water.

References

- Acker**, J. and Mbiti, I. (2010) Mobile Phones and Economic Development in Africa. *Journal of Economic Perspectives*, 24 (3) Summer, pp. 207–232.
- Baumann E.** 2006. Do operation and maintenance pay? *Waterlines* 25(1): 10–12.
- Behar**, J., Guazzi, A., Jorge, J., Maraci, M.A., Laranjeira, S., Papastylianou, T., Thomson, P., Clifford, G.D. and Hope, R.A., (2013). Software Architecture to Monitor Handpump Performance in Rural Kenya. In *Proceedings of the 12th International Conference on Social Implications of Computers in Developing Countries, Ochos Rios, Jamaica*. pp. 978 (Vol. 991).
- Charity:water** (2015), Stories and updates from the charity:water team, partners, and supporters, charitywater blog, Feb 11th, 2015, Available at: <

<http://blog.charitywater.org/post/143498518002/wanna-build-your-own-sensor>>, [Accessed November 2016].

Chowns, E., (2015) Is Community Management an Efficient and Effective Model of Public Service Delivery? Lessons from the Rural Water Supply Sector in Malawi. *Public Administration and Development*, 35(4), pp.263-276.

Cooper, N., Swan, A. and Townend, D (2014). *A confluence of new technology and the right to water: experience and potential from South Africa's constitution and commons*. *Ethics and Information Technology*, 16(2), pp.119-134.

El Bassam, N., Maegaard, P. and Schlichting, M. (2013) *Distributed renewable energies for off-grid communities*. Boston: Elsevier.

Gallop (2014), 'Africa continues going mobile', Gallop website, Available at: <<http://www.gallup.com/poll/168797/africa-continues-going-mobile.aspx>>

[Accessed February, 2015]

GSMA (2013a) *GSM coverage, area (%)* [Online]. London: GSMA. Available from: <<https://mobiledevelopmentintelligence.com/statistics/66-gsm-coverage-area>> [Accessed 2 March 2014].

GSMA (2013b) *GSM coverage, population (%)* [Online]. London: GSMA. Available from: <<https://mobiledevelopmentintelligence.com/statistics/67-gsm-coverage-population>> [Accessed 2 March 2014].

GSMA (2014) *The synergies between mobile, energy and water access: Africa* [Online]. London: GSMA. Available from: http://www.gsma.com/mobilefordevelopment/wp-content/uploads/2014/04/MECS_Synergies-between-Mobile-Energy-and-Water-Access_Africa.pdf [Accessed Feb 2014].

Harvey PA and **Reed RA.** (2007) Community-managed water supplies in Africa: sustainable or dispensable? *Community Development Journal*, 42(3): 365–378.

Henkin (1999), *That "S" Word: Sovereignty, and Globalisation, and Human Rights, Et Cetera*, (1999) 68 *Fordham Law Review* 1.

Hope RA. 2015. Is community water management the community's choice? Implications for water and development policy in Africa. *Water Policy* 17(4): 664–678.

ICESCR (1966) International Covenant on Economic, Social and Cultural Rights, adopted 16 Dec 1966, 993 U.N.T.S. 3 (entered into force 3 Jan. 1976), G.A. Res. 2200 (XXI), 21 U.N. GAOR Supp. (No. 16) at 49, U.N. Doc. A/6316 (1966). Hereafter ICESCR.

Jiménez, A. and **Pérez-Foguet, A.** (2011) The relationship between technology and functionality of rural water points: evidence from Tanzania. *Water Science & Technology*, 63.5, pp. 948–955.

Loyn, D. (2012) *UN meets Millennium Develop Goal on drinking water* [Online]. London: BBC. Available from: <<http://www.bbc.co.uk/news/business-17270014>> [Accessed 8 February 2014].

Nagel, C., **Beach, J.**, **Iribagiza, C.** and **Thomas, E.A.**, (2015) Evaluating Cellular Instrumentation on Rural Handpumps to Improve Service Delivery A Longitudinal Study in Rural Rwanda. *Environmental science & technology*, 49(24), pp.14292-14300.

RWSN (2010) *Myths of the Rural Water Supply Sector, Supply Network Perspectives No 4*. St. Gallen, Switzerland: RWSN.

RWSN (2015) Handpump Standardisation in Sub-Saharan Africa - Seeking a champion, Rural Water Supply Network, Publication 2015-1, J MacArthur, 2015

Subramanian, L., Surana, S., Patra, R., Nedevschi, S., Ho, M., Brewer, E. and Sheth, A. (2006) Rethinking Wireless for the Developing World. In: *Record of the Fifth Workshop on Hot Topics in Networks: HotNets V, November 29–30, 2006, Irvine, California*.

Sustainable Development Goals (2015)

<<http://www.un.org/sustainabledevelopment/sustainable-development-goals/>> [Accessed 28 January 2016].

Thomson, P., Hope, R. and Foster, T. (2012) GSM-enabled remote monitoring of rural handpumps. *Journal of Hydroinformatics*, 14.4, pp. 829–839.

UN (2008) *Official List of MDG Indicators* [Online]. New York: United Nations. Available from: <<http://mdgs.un.org/unsd/mdg/host.aspx?Content=indicators/officiallist.htm>> [Accessed 8 February 2014].

UN – 10967 (2010) *Resolution recognizing access to clean water, sanitation as human right, UN GA10967* Available from <http://www.who.int/water_sanitation_health/ga10967.pdf?ua=1> , Adopted 28 July 2010, [Accessed 19 February 2016]

UN (2015) Sustainable Development Goals as defined in [Transforming Our World - the 2030 Agenda for Sustainable Development](#); Available from <<https://sustainabledevelopment.un.org/?menu=1300>> [Accessed 19 February 2016]

UNCESCR (2003), General Comment 15, The right to water, (29th session, 2003), United Nations Committee on Economic, Social and Cultural Rights, U.N. Doc. E/C.12/2002/11 (2002), reprinted in Compilation of General Comments and General Recommendations Adopted by Human Rights Treaty Bodies, U.N. Doc. HRI/GEN/1/Rev.6 at 105 (2003). Paragraph 2. <<http://www.unhcr.org/refworld/docid/4538838d11.html>> (Accessed 2012)

USAid, (2016) Sustainable Wash Systems: Special Notice For Expression Of Interest (Eoi) In Response To The Broad Agency Announcement (BAA-OAA-SWS-2016), Available from <<https://www.devex.com/projects/tenders/sustainable-wash-systems-special-notice/199337>> [Accessed 19 February 2016].

Wakefield, J. (2014) *Facebook drones to offer low-cost net access* [Online]. London: BBC. Available from <<http://www.bbc.co.uk/news/technology-26784438>> [Accessed 8 April 2014].

WaterAid. (2015) 'Our approach'. WaterAid. Available at: <http://www.wateraid.org/policy-practice-and-advocacy/water/our-approach> [Accessed on 12 August 2015].

Whittington D, Davis J, Prokopy L, Komives K, Thorsten R, Lukacs H, Bakalian A, Wakeman W. (2008) How Well is the Demand-driven, Community Management Model for Rural Water Supply Systems Doing? Evidence from Bolivia, Peru, and Ghana. Brooks World Poverty Institute, University of Manchester: Manchester.

WHO-UNICEF (2013) *Progress on sanitation and drinking-water – 2013 update*. Geneva: WHO Press.

WHO (2012). "" Progress on Drinking-Water and Sanitation–2012 Update" launched on 6 March 2012." (2012).

WHO (2013a) *Diarrhoeal disease, Fact Sheet No 330* [Online]. Geneva: WHO. Available from: <<http://www.who.int/mediacentre/factsheets/fs330/en/index.html>> [Accessed 11 February 2014].

WHO (2013b) *WHO methods and data sources for global causes of death 2000-2011* [Online].

Geneva: WHO. Available from:

<http://www.who.int/healthinfo/statistics/GlobalCOD_method.pdf?ua=1>

[Accessed 11 February 2014].

World Bank Data (2015a) World Bank Data, Improved water source (% of population with access), World bank data website, Accessed: Feb 2015; [<http://data.worldbank.org/region/SSA>].

World Bank Data (2015b) World Bank Data, Sub-Saharan Africa (Developing only), World bank data website, Accessed: Feb 2015; [<http://data.worldbank.org/region/SSA>].